

Introduction to Tapestry at Forest of Galtres Primary School

Mrs Hannah Gray
2020



What do we use it for in school?

- Adding observations of your child's learning at school
 - These may be individual to your child, a group of children or the whole class
- Tracking progress
 - You may have noticed that underneath the picture and comment of your child assessments are tagged. These are done by our Early Years staff and help us to track that your child is making age related progress and accessing the broad curriculum that we are providing
- Memos
 - A great way of passing on class information through reminders
- Reports at the end of the year
- Home Learning
 - In the event of lockdown, partial school closure or self isolation the Memo section will be used to give you information on work set along with website links or perhaps activity sheets
 - It is really helpful to us if during these times you could add a few observations to keep us up to date with how your child is and what they are getting up to. Videos of children reading, doing practical maths etc were really helpful last time

What can families use it for?

- Reading up on what your child has been doing in our setting
 - Great way to discuss your child's learning with them
 - You can add your own comments to the bottom of the observation
- Adding observations of your own
 - You can add pictures/ videos of things that your child has been doing over the evening/weekend/holiday
 - Can be really helpful in settling children into school as allows school staff to see children's interests outside of school
 - You do not need to use the assessments part!
- Brief comments/ questions on any home learning set
 - If you have a specific query it might be better contacting the staff member who has added the comment directly via email

Home learning in the event of lockdown, partial closure or self isolation



- Early Years education focusses on children learning through exploration and play with staff setting up educational opportunities within the setting and the children being encouraged to engage with them
- During lockdown a series of activities will be suggested to you alongside maths, phonics and writing learning sequences
- It would be helpful to us in these situations for you to photograph or video your child engaging with the activities or themes (you might like to take the learning in the direction of your child's interest) and then post them onto tapestry through the "add observation" button.
- This way we are more able to "hit the ground running" when the children return

Things to be mindful of...

- If more than one child is “tagged” in an observation or memo that means all parents involved can see it along with any subsequent comments you make on it.
- Staff members don’t check up on comments as regularly as emails so if you have something time sensitive to communicate please contact the school office or Mrs Mooney via phone or email
- Memos cannot be accessed from the app on your phone/tablet but you can if you use your browser on your device to log in and then use the menu in the top left corner
- You might need to check your notification settings to make sure that you are notified of memos as well as observations (instructions for how to do this further on)

This is the screen that you should see when you log in through an internet browser (not an app)

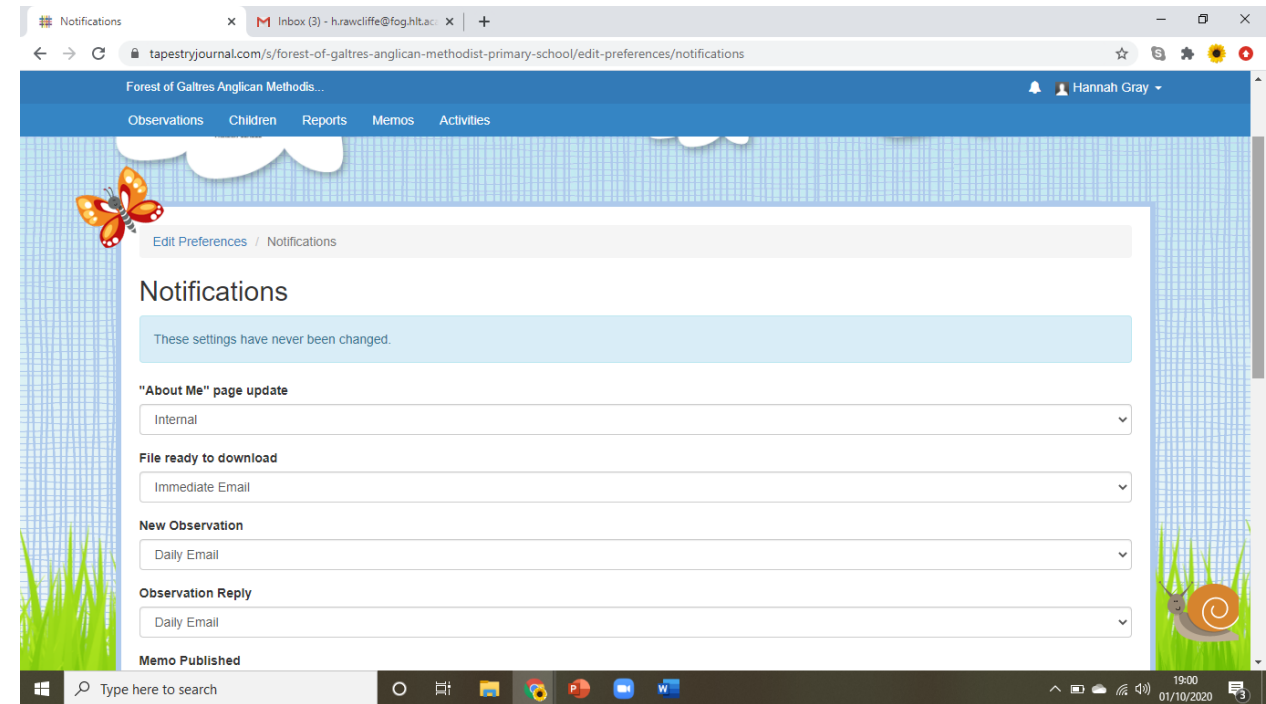
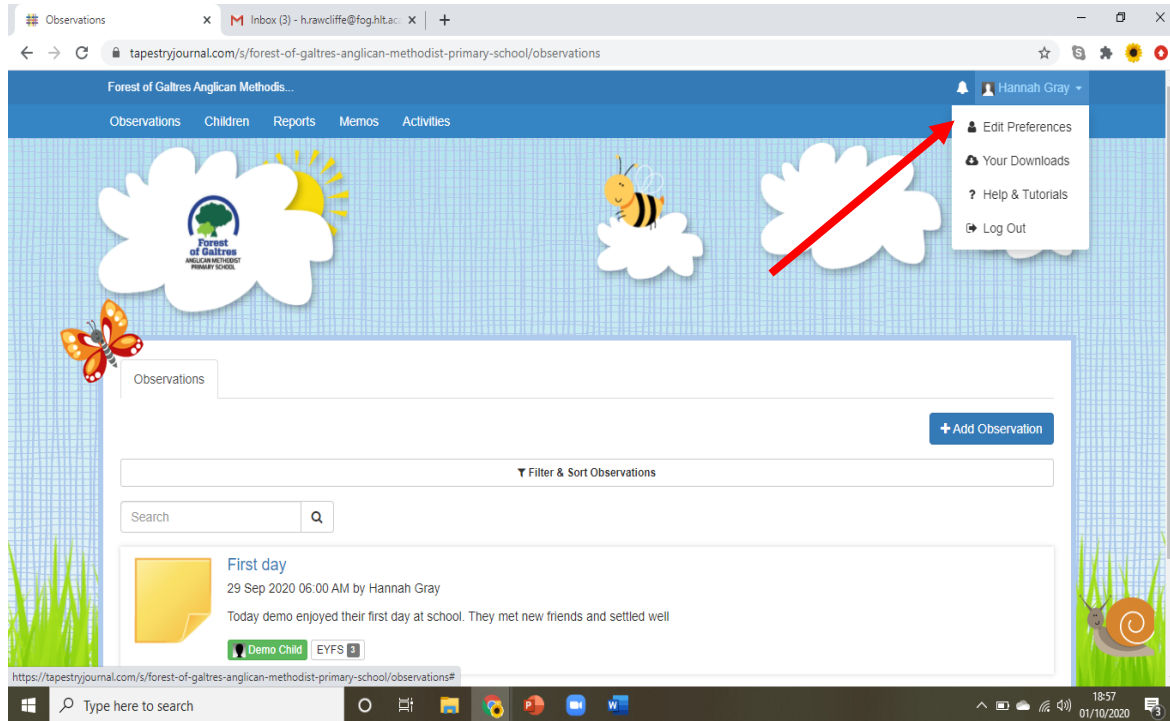
A screenshot of a web browser displaying the Tapestry Journal interface. The browser's address bar shows the URL: tapestryjournal.com/s/forest-of-galtres-anglican-methodist-primary-school/observations. The page title is "Forest of Galtres Anglican Methodis...". The user is logged in as "Hannah Gray". The navigation menu includes "Observations", "Children", "Reports", "Memos", and "Activities". The main content area has a decorative header with a sun, a bee on a cloud, and flowers. Below this is a section for "Observations" with a "+ Add Observation" button and a "Filter & Sort Observations" dropdown. A search bar is also present. The first observation is titled "First day" and is dated "29 Sep 2020 06:00 AM by Hannah Gray". The text of the observation reads: "Today demo enjoyed their first day at school. They met new friends and settled well". The observation is associated with a user named "Demo Child" and the year level "EYFS". The Windows taskbar is visible at the bottom of the screen.

From that screen you can use the menu across the top to choose between viewing observations and memos



A screenshot of a web application interface. At the top, a blue navigation bar contains the text "Forest of Galtres Anglican Methodis..." on the left and a user profile "Hannah Gray" on the right. Below the navigation bar is a decorative header with a light blue grid background, featuring a large white flower with the school logo, a bee on a cloud, and other smaller white flowers. The main content area is titled "Memos" and includes a "Filter & Sort" dropdown, a search bar, and a list of memos. The first memo is titled "Home/School learning", dated "13 Jul 2020 09:59 AM by Hannah Gray", and has a green tag that says "Published for relatives". The memo text begins with "Good Morning, I hope that you have all had a lovely weekend in the sun. Here is the final week of home/ school learning along with some general ideas of things to do to prepare your children for sta...". The user "Demo Child" is shown at the bottom of the memo. The bottom of the screenshot shows a Windows taskbar with various application icons and a system tray with the date "29/09/2020" and time "09:34".

Please check your notification settings by clicking on your name in the top right corner, then click edit preferences and change your notification settings to suit you

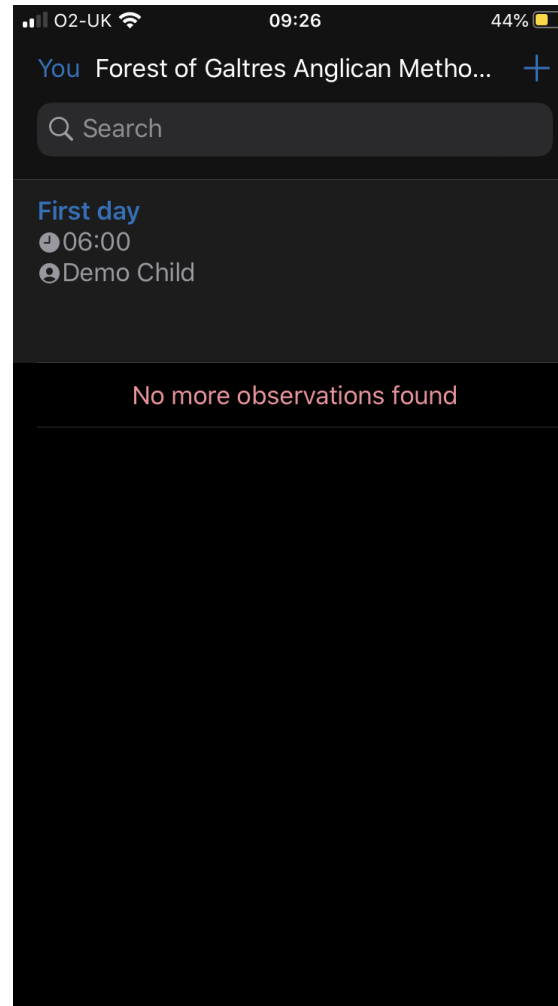


As default you are not notified when a new memo goes out so I would recommend that you change this as soon as possible. Again these settings cannot be changed via the app so you will need to log in through your browser.

This is the view you should see when accessing tapestry from the mobile app



As mentioned before the mobile app (and I think the tablet app) only allows you to view observations not memos. This might change in the future.



I only have one observation that has come up as this is a made up parent and child account. You should be able to see all of the observations that have been linked to your child in chronological order with the most recent at the top. If you click on the link more information will come up including pictures, videos, a written comment from the adult who carried out the observation and any assessments they have linked to it. There is an option for you to add comments at the bottom if you wish.