








Autumn 2	Week 1	Week 2 <i>Remembrance Day</i> https://www.bbc.co.uk/cbeebies/watch/poppies <i>World Nursery Rhyme Week</i>	Week 3	Week 4	Week 5	Week 6	Week 7 Enrichment - Religious building visit
Topic	Starry Night/Sparkle and Shine						
Phonics	Read Write Inc Teaching Set 1 Speed Sounds lessons	Read Write Inc Teaching Set 1 Speed Sounds lessons	Read Write Inc Teaching Set 1 Speed Sounds lessons	Read Write Inc Teaching Set 1 Speed Sounds lessons <i>Group children as needed</i>	Read Write Inc Teaching Set 1 Speed Sounds lessons	Read Write Inc Teaching Set 1 Speed Sounds lessons <i>Phonics assessments this week</i>	Read Write Inc Teaching Set 1 Speed Sounds lessons
Literacy C&L	<p><u><i>Talk Through Stories</i></u> <u>Core Text:</u> <u><i>The Scarecrows Wedding</i></u></p>  <p><u>Learning objectives:</u></p> <ul style="list-style-type: none"> ● Anticipate – where appropriate – key events in stories ● Use and understand recently introduced vocabulary during discussions about 	<p><u><i>Talk Through Stories</i></u> <u>Core Text:</u> <u>Don't Hog The Hedge</u> by Twinkl</p>  <p><u>Learning objectives:</u></p> <ul style="list-style-type: none"> ● Anticipate – where appropriate – key events in stories ● Use and understand recently introduced vocabulary during discussions about 	<p><u><i>Talk Through Stories</i></u> <u>Core Text:</u> <u>Gruffalo's Child</u> by Julia Donaldson</p>  <p><u>Learning objectives:</u></p> <ul style="list-style-type: none"> ● Anticipate – where appropriate – key events in stories ● Use and understand recently introduced vocabulary during discussions about 	<p><u><i>Talk Through Stories</i></u> <u>Core Text:</u> <u>Owl Babies</u> by Martin Waddell</p>  <p><u>Learning objectives:</u></p> <ul style="list-style-type: none"> ● Anticipate – where appropriate – key events in stories ● Use and understand recently introduced vocabulary during discussions about 	<p><u><i>Talk Through Stories</i></u> <u>Core Text:</u> <u>Stick Man</u> by Julia Donaldson</p>  <p><u>Learning objectives:</u></p> <ul style="list-style-type: none"> ● Anticipate – where appropriate – key events in stories ● Use and understand recently introduced vocabulary during discussions about 	<p><u><i>Talk Through Stories</i></u> <u>Core Text:</u> <u>How To Catch A Star</u> by Oliver Jeffers</p>  <p><u>Learning objectives:</u></p> <ul style="list-style-type: none"> ● Anticipate – where appropriate – key events in stories ● Use and understand recently introduced vocabulary during discussions about 	<p><u><i>Talk Through Stories</i></u> <u>Core Text:</u> <u>Santa's coming to York</u> by Steve Smallman</p>  <p><u>Learning objectives:</u></p> <ul style="list-style-type: none"> ● Anticipate – where appropriate – key events in stories ● Use and understand recently introduced vocabulary during discussions about stories and during role-play

	stories and during role-play	stories and during role-play	stories and during role-play	stories and during role-play	stories and during role-play	stories and during role-play	
Literacy C&L	<u>Key vocabulary:</u> <ul style="list-style-type: none"> ● hunt ● spotted ● gathered ● exclaimed ● certain ● staggering 	<u>Key vocabulary:</u> <ul style="list-style-type: none"> ● complaining ● sawing ● yawned ● slithered ● complaining ● disguise 	<u>Key vocabulary:</u> <ul style="list-style-type: none"> ● scratched ● terribly ● tougher ● loving 	<u>Key vocabulary:</u> <ul style="list-style-type: none"> ● Nocturnal ● Diurnal ● Tree trunk ● Hunting 	<u>Key vocabulary:</u> <ul style="list-style-type: none"> ● twirl ● tumbling ● shove ● weary ● chuckle ● deserted 	<u>Key vocabulary:</u> <ul style="list-style-type: none"> ● Space ● Star ● Moon ● Planets 	<u>Key vocabulary:</u> <ul style="list-style-type: none"> ● weary ● laughter ● sleepy ● delighted
Maths	<u>White Rose Maths</u> Circles and triangles <ul style="list-style-type: none"> ● Identify and name circles and triangles ● Compare 	<u>White Rose Maths</u> 1,2,3,4,5 <ul style="list-style-type: none"> ● Find 4 and 5 ● Subitise 4 and 5 	<u>White Rose Maths</u> 1,2,3,4,5 <ul style="list-style-type: none"> ● Represent 4 and 5 	<u>White Rose Maths</u> 1,2,3,4,5 <ul style="list-style-type: none"> ● 1 more ● 1 Less 	<u>White Rose Maths</u> 1,2,3,4,5 <ul style="list-style-type: none"> ● Composition of 4 and 5 ● Composition of 1-5 	<u>White Rose Maths</u> Shapes with 4 sides <ul style="list-style-type: none"> ● Identify and name shapes with 4 sides ● Combine shapes with 4 sides 	<u>White Rose Maths</u> Shapes with 4 sides <ul style="list-style-type: none"> ● Shapes in the environment ● My day and night
Key Vocabulary: subitise, represent, 1 more, 1 less, composition, altogether, how many, 5 frame, part, whole, part-part-whole, sides, shapes, one, two, three, four, five							
PSED	<u>Jigsaw</u> Celebrating Difference Session 1: What Am I Good At?	<u>Jigsaw</u> Celebrating Difference Session 2: I'm Special, I'm Me!	<u>Jigsaw</u> Celebrating Difference Session 3: Families	<u>Jigsaw</u> Celebrating Difference Session 4: Houses and Homes	<u>Jigsaw</u> Celebrating Difference Session 5: Making Friends	<u>Jigsaw</u> Celebrating Difference Session 6: Standing Up For Yourself	<u>Jigsaw</u> Celebrating Difference Recapping everything we've explored in our Curriculum Book
Key Vocabulary: different, special, friends, similar, family, frightened, unique, proud, same							

R.E	<p><i>Why do Christians perform nativity plays at Christmas?</i></p> <p>To know that we were all once babies</p>	<p><i>Why do Christians perform nativity plays at Christmas?</i></p> <p>To know different stories of Jesus</p>	<p><i>Why do Christians perform nativity plays at Christmas?</i></p> <p>To know who was important in the nativity</p>	<p><i>Why do Christians perform nativity plays at Christmas?</i></p> <p>To act out the birth of Jesus</p>	<p><i>Why do Christians perform nativity plays at Christmas?</i></p> <p>To know the importance of the shepherds</p>	<p><i>Why do Christians perform nativity plays at Christmas?</i></p> <p>To know the importance of the wise men</p>	<p><i>Why do Christians perform nativity plays at Christmas?</i></p> <p>To perform the nativity to parents/ carers</p>
<p>Key Vocabulary: Jesus, Mary, Joseph, nativity, bible, baby, God, church, performing, birth, shepherds, wise men, angels</p>							
UTW	<p><u><i>Celebrating Diwali</i></u></p> <p>Children create diya lamps. Decorate with glitter and sequins. Children add battery operated tea lights and add to the Diwali tuff tray. Explain that Hindus use the lamps to remind them of a special story and to welcome an important visitor to their home during Diwali.</p>	<p><u><i>Dreams</i></u></p> <p>Ask the Children, 'What is a dream?' Give them time to share their ideas and encourage them to describe any dreams that they can remember. Show the children the painting <i>I and the Village</i> by Marc Chagall. Encourage them to talk about all the things that they can see in the painting. Highlight how all the people, animals, plants and buildings are swirled together, just like in a dream. Provide the children</p>	<p><u><i>Clean teeth</i></u></p> <p>Create 'teeth' and provide toothbrushes. Discuss when, how and why we brush our teeth. Why is it important? Who has been to a Dentist? Children look at the different teeth we have. Can you name them all?</p> <p>Science experiment - Provide 4 cups filled with cola, water, fruit juice and sugary squash. Leave hard boiled eggs in them and explore what happens to the shells the next day. Clean the shells with</p>	<p><u><i>Night Owls</i></u> link</p> <p>Show the children the Night owls video. Encourage them to listen carefully to the information. Afterwards, display the Owl picture cards and ask the children to describe the owls and talk about the special features they have to help them see in the dark. Provide oil pastels and black paper for children to draw owl pictures while looking carefully at the photographs.</p>	<p><u><i>Change in seasons</i></u></p> <p>Explore our outdoor environment and notice the changes the season brings. What is different now we have moved into winter? What other things happen in winter? What came before winter? What comes after winter?</p>	<p><u><i>Rocket builders</i></u></p> <p><i>Children to create rockets using shiny materials</i></p> <p>Talk about what it means if something is shiny and ask for examples. Demonstrate that shiny materials reflect light by shining a torch on a plastic bauble or metal spoon and compare it to a non-shiny material, such as a piece of clothing or carpet. Display a selection of objects for the children to explore</p>	<p><u><i>Christmas around the world</i></u></p> <p>Talk about the celebration of Christmas. Explain that Christmas is a Christian celebration that celebrates the birth of Jesus. Recap the story of Christmas, then explore the ways that the children celebrate Christmas, if at all, and make a list of events, activities, foods and traditions that are part of Christmas for them. After the discussion, watch the Christmas around the world video. Discuss together how Christmas is celebrated in different</p>

		with glossy magazines and wrapping paper. Invite them to choose images they would like to dream about, cut them out and stick them on a piece of paper. Offer sound mats and encourage them to add labels, captions or simple sentences to their picture. They could also draw themselves or friends and family in their picture.	water and some with toothpaste. What happens? Why do we need toothpaste for our own teeth?			and sort. Ask, 'Is it shiny?' Provide children with torches to shine on the objects to see if they are shiny and encourage them to talk about what happens when they shine a light on the objects. Explain that some objects reflect light so it makes them appear shiny, whereas non-shiny objects do not reflect light. Give the children two hoops to sort the objects into the groups: shiny or non-shiny.	countries and encourage the children to spot similarities and differences. Invite children from different backgrounds and cultures to share their experiences of Christmas and other celebrations. Invite the children to record their ideas by drawing, writing and making marks.
Key Vocabulary: nocturnal, diurnal, dentist, seasons, changes, diwali, dreams, teeth, reflective, shiny, non-shiny, celebrations							
Music	Celebration music: Diwali Music:	Celebration music: Hanukkah music	Celebration music: Kwanzaa Music	Celebration music: Traditional Christmas Music:	Celebration music: Traditional Christmas Music:	Celebration music: Christmas action songs:	Celebration music: Consolidation
Key Vocabulary: Diwali, Hanukkah, Harp, flute, Jewish, Celebration, Kwanzaa, Africa, Culture, call, response, Christmas, Christian, Body Percussion							

Forest School	<u>Autumnal Colours</u> Leaf accessories - collect different leaves to create crowns (fastened to strips of card) or necklaces (punch holes in leaves and thread onto twine)	<u>Hedgehogs</u> Clay Hedgehogs - make in class then take to the forest and collect sticks to use for spines.	<u>Leaf Outfits</u> Forage for leaves of different shapes, colours and sizes and stick them on crowns, hole punch leaves and thread them onto necklaces	<u>Hibernation</u> Sort nocturnal animals from diurnal animals Experiment with materials to create a warm hibernation home for a hibernating animal	<u>Stick Man</u> Forage for sticks to make our own Stick Man – how will we join them together?	<u>Starry leaf pictures</u> Starry night scene - collect materials to create our own starry night scene on the ground	<u>Wreath making</u> Forage for leaves, sticks, moss, grass to decorate a wreath
	Key Vocabulary: Forage, natural, leaves, crispy, Autumnal, dusk, dawn, spines, nocturnal, diurnal, nest, burrow						
Expressive Arts and Design – in provision	D&T Lesson 1 - To explore fruits and vegetables and the differences between them	D&T To explore pumpkin and describe it using the 5 senses	D&T To design a fruit and vegetable recipe	D&T To learn how to use a knife safely	D&T To safely use tools to prepare ingredients	D&T To design food packaging	D&T Consolidation
	Key Vocabulary: Sounds, roots, leaves, stem, plant, sweet, sour, pumpkins, preparation,						
	Artist of the half term: Vincent van Gogh						
