




Autumn 2	Week 1	Week 2 Martin Luther King Jr Day 15.1.23	Week 3 Yo-Yo in EYFS 23.1.23	Week 4 National Storytelling Week Theatre visit National Hedgehog day 2.2.23	Week 5 RWI Development Day 6.2.23 Safer internet Day 6.2.23 World Read Aloud Day 7.2.23 Chinese New Year 10.2.23
Topic	Once Upon a Time				
Phonics	Read Write Inc Teaching Set 1 Special Friends Speed Sounds lessons	Read Write Inc Teaching Set 1 Special Friends Speed Sounds lessons	Read Write Inc Teaching Set 1 Special Friends Speed Sounds lessons	Read Write Inc Teaching Set 1 Special Friends Speed Sounds lessons	Read Write Inc Teaching Set 1 Special Friends Speed Sounds lessons
Literacy C&L	<p><u><i>The Enormous Turnip</i></u></p>  <p><u>Learning objectives:</u> Anticipate – where appropriate – key events in stories Use and understand recently introduced vocabulary during discussions about stories and during role-play</p>	<p><u><i>Jack and the Beanstalk</i></u></p>  <p><u>Learning objectives:</u> Anticipate – where appropriate – key events in stories Use and understand recently introduced vocabulary during discussions about stories and during role-play</p>	<p><u><i>Rapunzel</i></u></p>  <p><u>Learning objectives:</u> Anticipate – where appropriate – key events in stories Use and understand recently introduced vocabulary during discussions about stories and during role-play</p>	<p><u><i>The three little pigs and the big bad wolf</i></u></p>  <p style="text-align: center;"><u>Learning</u></p> <p><u>objectives:</u> Anticipate – where appropriate – key events in stories Use and understand recently introduced vocabulary during discussions about stories and during role-play</p>	<p><u><i>There's no big bad wolf in this story</i></u></p>  <p><u>Learning objectives:</u> Anticipate – where appropriate – key events in stories Use and understand recently introduced vocabulary during discussions about stories and during role-play</p>

<p>Literacy</p> <p>C&L</p>	<p><u>Key vocabulary:</u></p> <ul style="list-style-type: none"> whistled heaved gripped heaved chopped slipped 	<p><u>Key vocabulary:</u></p> <ul style="list-style-type: none"> golden magic angry cross winding brave 	<p><u>Key vocabulary:</u></p> <ul style="list-style-type: none"> desire begged explained appeared belonged approached 	<p><u>Key vocabulary:</u></p> <ul style="list-style-type: none"> patiently clambered squeaked grunted panted stumbled bellowed 	<p><u>Key vocabulary:</u></p> <ul style="list-style-type: none"> grumpy first, second, third disaster fortunately impossible
<p>Talk through stories</p>	<p>Elmer</p> 		<p>Aliens Love Underpants</p> 		<p>Gecko's Echo</p> 
<p>Maths</p>	<p><u>White Rose Maths</u> Circles and triangles</p> <ul style="list-style-type: none"> Introduce zero Find 0 - 5 Subitise 0-5 	<p><u>White Rose Maths</u> 1,2,3,4,5</p> <ul style="list-style-type: none"> Represent 0-5 1 more 1 less 	<p><u>White Rose Maths</u> 1,2,3,4,5</p> <ul style="list-style-type: none"> Composition Conceptual understanding Compare mass Find a balance 	<p><u>White Rose Maths</u> 1,2,3,4,5</p> <ul style="list-style-type: none"> Compare mass Find a balance Explore capacity Compare capacity 	<p><u>White Rose Maths</u> 1,2,3,4,5</p> <ul style="list-style-type: none"> Find 6,7,8 Represent 6,7,8 1 more, 1 less
<p style="text-align: center;">Key Vocabulary: zero, find, subitise, represent, 1 more, 1 less, composition, altogether, how many, 10 frame, part, whole, part-part-whole, sides, mass, capacity, six, seven, eight</p>					
<p>PSED</p>	<p><u>Jigsaw</u> Dreams and Goals Challenges</p>	<p><u>Jigsaw</u> Dreams and Goals Never giving up</p>	<p><u>Jigsaw</u> Dreams and Goals Setting a goal</p>	<p><u>Jigsaw</u> Dreams and Goals Obstacles and support</p>	<p><u>Jigsaw</u> Dreams and Goals Flight to the future</p>

	LO - I understand that if I persevere I can tackle challenges	LO - I can tell you about a time I didn't give up until I achieved my goal	LO - I can set a goal and work towards it	LO - I can use kind words to encourage people	LO - I understand the link between what I learn now and the job I might like to do when I'm older
Key Vocabulary: encourage, achievement, challenge, persevere, job, goal					
R.E	RE: Which stories are special and why? Muslim , Christian Children bring a reading book into school to share with their friends. Why have you chosen this book? Why is it special to you? Talk about how Christians also have a special book called the bible. Read a bible story to the children.	RE: Which stories are special and why? Muslim , Christian What stories do you know about Jesus? What do you think Jesus was like? Do you know any other bible stories? Discuss and share	RE: Which stories are special and why? Muslim , Christian What stories are special to other faiths?	RE: Which stories are special and why? Muslim , Christian Talk about what Jesus teaches about saying 'thank you' and why it is good to thank and be thanked.	RE: Which stories are special and why? Muslim , Christian Compare special stories in the bible and the Qur'an
Key Vocabulary: Bible, Jesus, Qur'an, Old Testament, New Testament					
UTW	Encourage the children to retell using story stones	Beanstalks Launch beanstalk in the classroom. Provide the children with cardboard tubes and green paper, paint and masking tape. The children can paint, join and assemble their own beanstalks.	Magic spell Provide the children with sets of magnetic letters. Put the Magic spell picture cards into a cauldron. Invite children to pick out a card and see if they can make the word using their magnetic letters. Encourage the children to sound out the word before they spell it and then read it back to check if it is correct.	The three little pigs Read or tell the story of The Three Little Pigs . Encourage the children to join in with the phrases 'Little pig, little pig, let me come in', 'I'll huff and I'll puff and I'll blow your house in' and 'Not by the hairs on my chinny, chin, chin. I will not let you in'. Discuss the characters in the story and how they have behaved. Encourage the children to make comments about the different houses and ask what type of house they would build for the pigs. Some	Children to order their favourite story and say what happened at the beginning, middle and end of the story

				children might choose to draw a house for the pigs to live in.	
Key Vocabulary: join, assemble, connect, attach, building, bricks, straw, sticks, beginning, middle, end, strong, stronger, strongest,					
Music	<u>Action Songs</u> kapow	<u>Finding the Beat</u> Kapow	<u>Exploring Tempo</u> kapow	<u>Exploring Tempo and Pitch through dance</u> kapow	<u>Music and Movement Performance</u> kapow
Key Vocabulary: Action songs, Makaton, Beat, Music, Heartbeat, Pulse, Steady, Repeat, Constant, Drum, Tempo, Fast, Slow, Dance, Performance, Audience					
Forest School	Activity: Bird feeders - Create hanging bird feeders using lard and seeds into cupcake cases, pine cones, apples. Thread cheerios into pipe cleaners.	Activity: Ice decorations - Forage for decorative objects to put in water before leaving to freeze, add string then hang from trees to create beautiful glass like ornaments.	Activity: Leaf Printing - Use leaves with paint to explore the prints their veins leave when pressed onto paper. Use hammers to gently tap the leaves on paper to see what natural colourings they will leave behind.	Activity: Create the 3 pigs houses - straw, sticks and bricks to create three houses then huff and puff - which ones will break and which ones will stay standing.	Activity: Forest Friends - use potato peelers to whittle sticks then use sharpies to design faces and hats.
Key Vocabulary: Forage, natural, leaves, crispy, Winter, Spring, Summer, Autumn, lard, seeds, frozen, freeze, forage, ornament, print, whittle, peel					
Computing	Following Instructions: https://www.kapowprimary.com/subjects/computing/eyfs/eyfs-years/all-about-instructions/lesson-1-following-instructions/	Giving simple instructions https://www.kapowprimary.com/subjects/computing/eyfs/eyfs-years/all-about-instructions/lesson-2-giving-simple-instructions/	Dressing up instructions https://www.kapowprimary.com/subjects/computing/eyfs/eyfs-years/all-about-instructions/lesson-3-dressing-up/	Debugging Instructions https://www.kapowprimary.com/subjects/computing/eyfs/eyfs-years/all-about-instructions/lesson-4-washing-hands/	Predictions https://www.kapowprimary.com/subjects/computing/eyfs/eyfs-years/all-about-instructions/lesson-5-predictions/

Key Vocabulary: Instructions, left, right, to the side, duck, under, two part instructions, timer. describe					
Expressive Arts and Design – in provision	Art Finger painting kapow	DT Exploring threading and weaving kapow	Art Outdoor painting kapow	DT Paper weaving kapow	Art Painting to music kapow
	Key Vocabulary: thread, weave, pinch, push, pull, through, under, over, up, down, pattern, wipe, dot, dab, red, green, yellow, blue				
	Artist of the half term: Matisse 