








Autumn 2	Week 1 <i>Remembrance Day</i> Poppies	Week 2 <i>World Nursery Rhyme Week</i>	Week 3	Week 4	Week 5	Week 6	Week 7 Enrichment - Religious building visit
Topic	Starry Night/Sparkle and Shine						
Phonics	<p>Rhyme Time: Mix It Up</p> <p>Songs All Around: Describe The Sound</p> <p>Sound It Out: Find The Sounds</p> <p>Make A Mark: Mark Making To Music</p>	<p>Rhyme Time: Twinkle, Twinkle Little Star</p> <p>Songs All Around: Handa's Noisy Night</p> <p>Sound It Out: Same Sound</p> <p>Make A Mark: Mark Making Journeys</p>	<p>Rhyme Time: Nursery Rhymes</p> <p>Songs All Around: If You're Happy And You Know It</p> <p>Sound It Out: That's My Name!</p> <p>Make A Mark: Move It</p>	<p>Rhyme Time: Wriggle, Roar</p> <p>Songs All Around: Which Instrument</p> <p>Sound It Out: Copy Me</p> <p>Make A Mark: Perfect Porridge</p>	<p>Rhyme Time: Pants</p> <p>Songs All Around: Noisy Stories</p> <p>Sound It Out: Match It</p> <p>Make A Mark: Mark Making</p>	<p>Rhyme Time: Rhyming Pairs</p> <p>Songs All Around: We're Going On A Bear Hunt</p> <p>Sound It Out: Alphabet</p> <p>Make A Mark: Robot Dancing</p>	<p>Rhyme Time: Odd One Out</p> <p>Songs All Around: Here We Go Round The Mulberry Bush</p> <p>Sound It Out: Robot Talking</p> <p>Make A Mark: Flags And Streamers</p>
fyr	<p><u>Sharing a Story</u> <u>Core Text:</u> Katie and the Starry Night by James Mayhew</p>  <p><u>Learning Objectives:</u></p>	<p><u>Sharing a Story</u> <u>Core Text:</u> It Was a Cold Dark Night by Tim Hopgood</p>  <p><u>Learning Objectives:</u> Anticipate, where appropriate, key events in the story</p>	<p><u>Sharing a Story</u> <u>Core Text:</u> Peace at Last by Jill Murphy</p>  <p><u>Learning Objectives:</u> Anticipate, where appropriate, key events in the story</p>	<p><u>Sharing a Story</u> <u>Core Text:</u> Owl Babies by Martin Waddell</p>  <p><u>Learning Objectives:</u> Anticipate, where appropriate, key events in the story</p>	<p><u>Sharing a Story</u> <u>Core Text:</u> Stick Man by Julia Donaldson</p>  <p><u>Learning Objectives:</u></p>	<p><u>Sharing a Story</u> <u>Core Text:</u> Star in the Jar by Sam Hay</p>  <p><u>Learning Objectives:</u> Anticipate, where appropriate, key events in the story</p>	<p><u>Sharing a Story</u> <u>Core Text:</u> Pick a Pine Tree by Patricia Toht</p>  <p><u>Learning Objectives:</u> Anticipate, where appropriate, key events in the story</p>

	<p>Anticipate, where appropriate, key events in the story Use and understand recently introduced vocabulary during discussions about stories and during role-play</p> <p><u>Key vocabulary:</u></p> <ul style="list-style-type: none"> • Art Gallery • Dream • Sparkled • Dragged • Clambered • Guard 	<p>Use and understand recently introduced vocabulary during discussions about stories and during role-play</p> <p><u>Key vocabulary:</u></p> <ul style="list-style-type: none"> • Up • Down • Next to • Hibernate • Den • Warren • Prickly 	<p>Use and understand recently introduced vocabulary during discussions about stories and during role-play</p> <p><u>Key vocabulary:</u></p> <ul style="list-style-type: none"> • Peace • Living Room • Refrigerator • Notice • Uncomfortable • Alarm Clock 	<p>Use and understand recently introduced vocabulary during discussions about stories and during role-play</p> <p><u>Key vocabulary:</u></p> <ul style="list-style-type: none"> • Nocturnal • Diurnal • Trunk • Hunt • Brave • Soft • Silent • Swooped 	<p>Anticipate, where appropriate, key events in the story Use and understand recently introduced vocabulary during discussions about stories and during role-play</p> <p><u>Key vocabulary:</u></p> <ul style="list-style-type: none"> • Frozen • Lost • Lonely • Fetch • Twirl • Choir 	<p>Use and understand recently introduced vocabulary during discussions about stories and during role-play</p> <p><u>Key vocabulary:</u></p> <ul style="list-style-type: none"> • Return • Belong • Treasure • Flashlight • Crackle 	<p>Use and understand recently introduced vocabulary during discussions about stories and during role-play</p> <p><u>Key vocabulary:</u></p> <ul style="list-style-type: none"> • Pine Tree • Short and Squat • Scent • Sled • Grand • Trimmings
Maths	<p><u>Number 1</u> Circles Subitising Numeral Introduce a 5 frame</p> <p>Link Link</p>	<p><u>Number 2</u> Grouping Pairs Subitising Dice pattern Numeral</p> <p>Link</p>	<p><u>Number 3</u> Triangle Grouping 3 Little Pigs Subitising Numeral Dice Pattern Composition of 3</p> <p>Link Link</p>	<p><u>Pattern</u> Extend AB patterns Fix my pattern ABC colour patterns</p> <p>Link</p>	<p><u>Number 4</u> Square & Rectangle Grouping Subitising Numeral Dice Pattern Composition of 4</p> <p>Link</p>	<p><u>Number 5</u> Pentagon Grouping Subitising Numeral Dice Pattern Composition of 5</p> <p>Link</p>	<p><u>Consolidation of all AW 1&2</u> Colour/ Sorting/ Matching/ Pattern Consolidate 1-5</p>

PSED	<u>Jigsaw</u> Session 1: What am I good at? Learning Objective: I know how it feels to be proud of something I am good at.	<u>Jigsaw</u> Session 2: I'm Special, I'm Me! Learning Objective: I can tell you one way I am special and unique.	<u>Jigsaw</u> Session 3: Families Learning Objective: I know that all families are different.	<u>Jigsaw</u> Session 4: Houses and Homes Learning Objective: I know there are lots of different houses and homes.	<u>Jigsaw</u> Session 5: Making Friends Learning Objective: I can tell you how I could make new friends	<u>Jigsaw</u> Session 6: Standing up for Yourself Learning Objective: I can use my words to stand up for myself	<u>Jigsaw</u> Celebrating difference Learning Objective: Recap everything we've explored in our curriculum book.
Key Vocabulary: proud, different, same, special, friends, family, home, respect							
UTW	<u>Sparkle and Shine - Diwali Dancing</u> Experiment with different ways of moving the body and begin to remember sequences and patterns of movement related to music and rhythm. Uses large muscle movements to wave flags and streamers.	<u>Starry Night - Nocturnal Animals</u> Discuss the meaning of nocturnal. Look at some nocturnal animals. Do you know the names of the animals? Are the animals the same in any way? Have you ever seen any of these animals? Why do you think the animals sleep in the daytime? What do	<u>Starry night - Clean Teeth</u> Create 'teeth' and provide toothbrushes. Discuss when, how and why we brush our teeth. Why is it important? Who has been to a Dentist? (Sing to the tune of <i>Row, Row, Row Your Boat</i>) Brush, brush, brush your teeth, In the	<u>Starry night - The moon</u> The Moon can normally be seen in the night sky The shape of the Moon changes each day. The Moon is always in the sky but the Sun's bright light normally hides it in the daytime. What is the moon made from? What do they think? Explain shapes on its	<u>Change in seasons - Look for signs of winter</u> Explore our outdoor environment and notice the changes the season brings. What is different now we have moved into winter? What other things happen in winter? What came before winter? What comes after winter?	<u>Sparkle and Shine - Is it shiny?</u> Shiny materials reflect light. Demonstrate shiny/ non shiny using a torch. Explore and talk about a basket of materials and sort into shiny/ non shiny.	<u>Christmas around the world</u> Find out about how other cultures and religions celebrate at this time of year. What do they do the same as us, what do they do differently? Embrace some new traditions ie. food, music, decorations. How do we celebrate? Everybodies celebrations are special to them.

		you think it would be like to be awake at night?	morning and at night, Up and down, and round and round, Keep them clean and white. Link	surface are craters Create Moon pictures using black card, white paint and flour. Dip corks, bottle tops etc in the flour thickened paint to make craters. Add silver glitter.			
Key Vocabulary: Diwali, nocturnal, dentist, craters, evergreen, shiny, not shiny, dull, celebrate, tradition, Hanukkah							
Music	Celebration music: <i>Diwali Music:</i>	Celebration music: <i>Hanukkah music</i>	Celebration music: <i>Kwanzaa Music</i>	Celebration music: <i>Traditional Christmas Music:</i>	Celebration music: <i>Traditional Christmas Music:</i>	Celebration music: <i>Christmas action songs:</i>	Celebration music: <i>Consolidation</i>
Key Vocabulary: Diwali, Hanukkah, Harp, flute, Jewish, Celebration, Kwanzaa, Africa, call, Christmas, Christian, Body Percussion							
Forest School	<u>Autumnal Colours</u> Leaf accessories - collect different leaves to create crowns (fastened to strips of card) or necklaces (punch holes in leaves and	<u>Hedgehogs</u> Clay Hedgehogs - make in class then take to the forest and collect sticks to use for spines.	<u>Leaf Outfits</u> Forage for leaves of different shapes, colours and sizes and stick them on crowns, hole punch	<u>Hibernation</u> Sort nocturnal animals from diurnal animals Experiment with materials to create a warm hibernation	<u>Stick Man</u> Forage for sticks to make our own Stick Man – how will we join them together?	<u>Starry leaf pictures</u> Starry night scene - collect materials to create our own starry night scene on the ground	<u>Wreath making</u> Forage for leaves, sticks, moss, grass to decorate a wreath

	thread onto twine		leaves and thread them onto necklaces	home for a hibernating animal			
Key Vocabulary: Forage, natural, leaves, crispy, Autumnal, dusk, dawn, spines, nocturnal, diurnal, nest, burrow							
Expressive Arts and Design – in provision	D&T Lesson 1 - To explore fruits and vegetables and the differences between them	D&T To explore pumpkin and describe it using the 5 senses	D&T To design a fruit and vegetable recipe	D&T To learn how to use a knife safely	D&T To safely use tools to prepare ingredients	D&T To design food packaging	D&T Consolidation
	Key Vocabulary: Sounds, roots, leaves, stem, plant, sweet, sour,						
	Artist of the half term: Vincent van Gogh 