











<p>Literacy C&L</p>	<p><u>Book of the Week:</u> The Best Diwali Ever by Sonali Shah</p>  <p><u>Learning objectives:</u> Anticipate – where appropriate – key events in stories Use and understand recently introduced vocabulary during discussions about stories and during role-play</p> <p><u>Key vocabulary:</u></p> <ul style="list-style-type: none"> • rangoli • celebrations • prettiest • temple • smudges • burst 	<p><u>Book of the Week:</u> Where Do Animals Go In Winter? by Katie Daynes</p>  <p><u>Learning objectives:</u> Anticipate – where appropriate – key events in stories Use and understand recently introduced vocabulary during discussions about stories and during role-play</p> <p><u>Key vocabulary:</u></p> <ul style="list-style-type: none"> • migrate • protect • travel • freezes • sheltering • travel 	<p><u>Book of the Week:</u> The King who was afraid of the dark by Emily Haworth-</p>  <p>Booth</p> <p><u>Learning objectives:</u> Anticipate – where appropriate – key events in stories Use and understand recently introduced vocabulary during discussions about stories and during role-play</p> <p><u>Key vocabulary:</u></p> <ul style="list-style-type: none"> • glare • distraction • panic • rushed • majesty 	<p><u>Book of the Week:</u> Owl Babies by Martin Waddell</p>  <p><u>Learning objectives:</u> Anticipate – where appropriate – key events in stories Use and understand recently introduced vocabulary during discussions about stories and during role-play</p> <p><u>Key vocabulary:</u></p> <ul style="list-style-type: none"> • nocturnal • diurnal • tree trunk • hunting 	<p><u>Book of the Week:</u> Stick Man by Julia Donaldson</p>  <p><u>Learning objectives:</u> Anticipate – where appropriate – key events in stories Use and understand recently introduced vocabulary during discussions about stories and during role-play</p> <p><u>Key vocabulary:</u></p> <ul style="list-style-type: none"> • twirl • tumbling • shove • weary • chuckle • deserted 	<p><u>Book of the Week:</u> Katie And The Starry Night by James Mayhew</p>  <p><u>Learning objectives:</u> Anticipate – where appropriate – key events in stories Use and understand recently introduced vocabulary during discussions about stories and during role-play</p> <p><u>Key vocabulary:</u></p> <ul style="list-style-type: none"> • dazzling • sparkled • twirled • safely • reached 	<p><u>Book of the Week:</u> Santa's Coming To York by Steve Smallman</p>  <p><u>Learning objectives:</u> Anticipate – where appropriate – key events in stories Use and understand recently introduced vocabulary during discussions about stories and during role-play</p> <p><u>Key vocabulary</u></p> <ul style="list-style-type: none"> • weary • laughter • sleepy • delighted
-----------------------------	--	--	---	--	---	---	--

Literacy TTS							
Maths	<u>White Rose Maths</u> Circles and triangles <ul style="list-style-type: none"> Identify and name circles and triangles Compare circles and triangles 	<u>White Rose Maths</u> 1,2,3,4,5 <ul style="list-style-type: none"> Find 4 and 5 Subitise 4 and 5 	<u>White Rose Maths</u> 1,2,3,4,5 <ul style="list-style-type: none"> Represent 4 and 5 1 more 1 Less 	<u>White Rose Maths</u> 1,2,3,4,5 <ul style="list-style-type: none"> Composition of 4 and 5 	<u>White Rose Maths</u> 1,2,3,4,5 <ul style="list-style-type: none"> Composition of 1-5 	<u>White Rose Maths</u> Shapes with 4 sides <ul style="list-style-type: none"> Identify and name shapes with 4 sides Combine shapes with 4 sides 	<u>White Rose Maths</u> Shapes with 4 sides <ul style="list-style-type: none"> Shapes in the environment My day and night
Key Vocabulary: subitise, represent, 1 more, 1 less, composition, altogether, how many, 5 frame, part, whole, part-part-whole, sides, shapes, one, two, three, four, five, day, night							
PSED	<u>Jigsaw</u> Session 1: What am I good at? LO: I can identify something I am good at and understand everyone is good at different things	<u>Jigsaw</u> Session 2: I'm Special, I'm Me! LO: I understand that being different makes us all special	<u>Jigsaw</u> Session 3: Families LO: I know we are all different but the same in some ways	<u>Jigsaw</u> Session 4: Houses and Homes LO: I can tell you why I think my home is special to me	<u>Jigsaw</u> Session 5: Making Friends LO: I can tell you how to be a kind friend	<u>Jigsaw</u> Session 6: Standing up for Yourself LO: I know which words to use to stand up for myself when someone says or does something unkind	<u>Jigsaw</u> Consolidation

Key Vocabulary: different, special, friends, similar, family, frightened, unique, proud, same							
R.E	<p>Why do Christians perform nativity plays at Christmas?</p> <p>To know that we were all once babies</p>	<p>Why do Christians perform nativity plays at Christmas?</p> <p>To know different stories of Jesus</p>	<p>Why do Christians perform nativity plays at Christmas?</p> <p>To know who was important in the nativity</p>	<p>Why do Christians perform nativity plays at Christmas?</p> <p>To act out the birth of Jesus</p>	<p>Why do Christians perform nativity plays at Christmas?</p> <p>To know the importance of the shepherds</p>	<p>Why do Christians perform nativity plays at Christmas?</p> <p>To know the importance of the wise men</p>	<p>Why do Christians perform nativity plays at Christmas?</p> <p>To perform the nativity to parents/ carers</p>
Key Vocabulary: Jesus, Mary, Joseph, nativity, bible, baby, God, church, performing, birth, shepherds, wise men, angels							
UTW	<p>Skill Show an awareness of the similarities and differences between people in different communities and groups from around the world.</p> <p>Prompts 1.Does anyone celebrate Hanukkah at home? 2.Does anyone celebrate Diwali at home?</p>	<p>Skill 1.Use and understand social phrases and recently introduced vocabulary from stories, non-fiction, rhymes and poems in small group, class and 1:1 discussions and during play activities.</p> <p>Prompts 1.What do you do at bedtime?</p>	<p>Skill Explore and describe electrical and non-electrical light sources.</p> <p>Prompts 1.Why is it dark inside the box? 2.I wonder if we can make the box darker. 3.Can you see inside the box?</p>	<p>Skill Identify common features for different groups of animals, including wild and domestic animals.</p> <p>Prompts 1.Do you know the names of the animals? 2.What does nocturnal mean? 3.Are the animals similar in any way?</p>	<p>Skill Describe simply how weather changes as the seasons change.</p> <p>Prompts 1.What is the weather like in winter? 2.What do we need to keep warm? 3.Why do people put food out for the birds?</p>	<p>*Artist of the half term focus</p>	<p>Skill Show an awareness of the similarities and differences between people in different communities and groups from around the world.</p> <p>Prompts 1.When is Christmas? 2.What Christmas traditions do you enjoy?</p>

	<p>3. Do you have candles in your house? 4. When else do you light candles for a celebration? 5. What special foods do people eat during Hanukkah and Diwali? 6. Do you eat special foods at any other celebrations? 7. Why do you think we have special foods when we celebrate things? 8. Can you talk about things that you celebrate at home?</p> <p>Knowledge 1. Diwali and Hanukkah are celebrations.</p>	<p>2. Do you have a bath? 3. Who reads you a story? 4. Do you have a drink before bed?</p> <p>Knowledge 1. Social phrases are phrases that are used in everyday life, such as greetings. 2. Phrases and refrains from texts can be used in classroom conversations or play activities.</p>	<p>4. How can you completely block out the light? 5. How can you let light in? 6. What provides light during the daytime?</p> <p>Knowledge Dark is the absence of light.</p> <p><u>Book of the week:</u> *Explore the actions of those in positions of power. How did they make life better or worse for the other characters in the story?</p>	<p>4. Why do you think some animals sleep in the day and are awake at night? 5. Why do you think badgers are black and white? 6. Why do you think owls have such big eyes?</p> <p>Knowledge 1. Nocturnal animals including owls, foxes and bats are awake during the night and asleep during the day.</p>	<p>4. Do you know what word describes when animals sleep through the winter? 5. What do trees look like in the winter? 6. What happens to water when it gets very cold? 7. What food do you like to eat and drink in winter? 8. Do flowers grow in winter? 9. How has the weather changed since you started school in September? 10. Can you remember going to bed when it was light outside? Is it light when you go to bed now? 11. Can you describe how winter is different from summer?</p>		<p>3. How is Christmas different in Australia to the United Kingdom? 4. Would you like to celebrate Christmas on the beach? 5. In Spain, children leave a shoe for the three kings to fill with presents. What do you leave to be filled with your presents? 6. Would you like to eat fish for Christmas dinner? 7. Have you ever had a piñata at a party?</p> <p>Knowledge 1. Christmas is celebrated in different ways around the world.</p>
--	--	---	--	---	--	--	--

					<p>Knowledge 1. Winter is a season, it comes after autumn. The weather is colder in winter with more snow, hail and rain.</p>		
<p>Key Vocabulary: nocturnal, diurnal, dentist, seasons, changes, diwali, dreams, teeth, reflective, shiny, non-shiny, celebrations</p>							
Music	World Nursery Rhyme Week Nativity Songs	World Nursery Rhyme Week Nativity Songs	World Nursery Rhyme Week Nativity Songs	World Nursery Rhyme Week Nativity Songs	World Nursery Rhyme Week Nativity Songs	World Nursery Rhyme Week Nativity Songs	World Nursery Rhyme Week Nativity Songs
<p>Key Vocabulary: drawing, mark making, observational, pencils, picture, self-portrait, artist, colours, observe, oil pastels, wax crayon, paint, safely, knife, blade, sharp, tool, edge, handle, chop, slice, cut, blender, chopping board, creamy, sweet, sour,</p>							
Expressive Arts and Design – in provision	<p>DT Lesson 4 - Fine motor skills. LO: To learn how to use a knife safely.</p>	<p>Art Lesson 4 - Observational pencil drawings. LO: To explore mark making using pencil.</p>	<p>DT Lesson 5 - Making soup. LO: To safely use tools to prepare ingredients.</p>	<p>Art Lesson 5 - Drawing faces. LO: To create simple observational drawings.</p>	<p>DT Designing christmas decorations</p>	<p>Art Lesson 6 - Drawing faces in colour. LO: Use a variety of colours and materials to create a self portrait.</p>	<p>DT Making christmas decorations</p>
	<p>Key Vocabulary: drawing, mark making, observational, pencils, picture, self-portrait, artist, colours, observe, oil pastels, wax crayon, paint, safely, knife, blade, sharp, tool, edge, handle, chop, slice, cut, blender, chopping board, creamy, sweet, sour,</p>						

Artist of the half term: Vincent van Gogh

